

COMPOST TURNERS

E380 | E530 | JT580 | JT630





CONTENT

About us.....	3
eTurner.....	4
JT-Turner.....	6
Rotor.....	8
Operating Concept.....	9
Options.....	10
Applications/Service... ..	11



YOUR SPECIALISTS FOR COMPOST TURNERS

Our goal at JT RecTec is to work with each customer individually to develop and implement custom-fit solutions.

As a young and innovative company, we specialize in self-propelled turners for organic waste composting, biological drying and microbial soil remediation.

We are happy to help with your project needs large or small!

We see the turner for windrow composting as more than just a machine.

With proper use and with the right tools on board, you achieve process-optimized treatment and produce top quality products.



eTurner E380 and E530

Our eTurners are the world's first series-produced all-electric compost turners for professional use. They are extremely low-maintenance, produce no greenhouse gas emissions and provide maximum efficiency without the need for fossil fuels.

- EV Technology
- Zero Emissions
- Lowest Energy Costs
- Clean Technology

The battery-powered electric drive ensures extremely low maintenance work. As all our eTurners are already equipped with sensor-based pile detection, the operator only has to position the turner in front of the windrow by remote control. The eTurner automatically turns the windrow without the operator having to take any action.

- Radio controlled with semi-autonomous functions
- No greenhouse gas emissions
- Unmatched efficiency saves energy costs
- EV Technology assures huge maintenance savings
- Extra silent operation thanks to electric drive
- Grant programs for EV Technology (depending on the country)
- Charging via traditional charger and photovoltaic systems as well as other renewable energy sources possible

eTurner		E380	E530
Windrow width max.	m (ft)	3.8 (12.5)	5.3 (17.4)
Windrow height max.	m (ft)	1.8 (5.9)	2.5 (8.2)
Windrow cross section max.	m ² (yd ²)	3.6 (4.3)	7 (8.4)
Surface utilization	m ³ /m ² (yd ³ /yd ²)	0.95 (1.04)	1.32 (1.44)
Machine-Efficiency-Class A+	kWh/m³ (kWh/yd³)	0.05 (0.04)	0.05 (0.04)
Particle size up to	mm (in)	200 (7.9)	300 (11.8)
Clearance width	mm (ft)	3,000 (9.8)	4,200 (13.8)
Clearance height	mm (ft)	1,800 (5.9)	2,300 (7.5)
Turning capacity up to*	m ³ /h (yd ³ /h)	1,500 (1,900)	3,000 (3,900)
Rotor speed	1/min (rpm)	0-170	0-178
Rotor diameter	mm (in)	1,000 (39.4)	1,300 (51.2)

Working dimensions

Length	mm (ft)	3,590 (11.8)	4,620 (15.2)
Width	mm (ft)	3,930 (12.9)	5,330 (17.5)
Height	mm (ft)	2,230 (7.3)	3,080 (10.1)
Weight ca.	kg (pds)	8,000 (17,600)	22,000 (48,500)

*material dependent





JT580 and JT630

- Innovative operating concept
- Reduced workload
- Maximum productivity
- Turn-and-Go

The JT-Turners combine several innovations. Thanks to the latest generation of rotors, the windrows are turned gently without shredding contaminants and making subsequent processing of the material more difficult.

If a windrow is not positioned properly, the turner makes the necessary corrections using the patented control unit. This means that the JT-Turners do not require a cabin. Costly protective ventilation systems and their maintenance are therefore a thing of the past.

Their compact design allows them to be transported quickly and safely to and from the job site. This saves time and money. **TURN-AND-GO**



- Radio-controlled with semi-autonomous functions
- Gentle treatment of the rotting material thanks to the latest rotor generation
- Up to 25% fuel savings
- Increased process quality thanks to pre-installed work programs
- Comfort cab (optional)

JT-Turner		JT580	JT630
Windrow width max.	m (ft)	5.8 (19)	6.3 (20.7)
Windrow height max.	m (ft)	2.8 (9.2)	2.9 (9.5)
Windrow cross section max.	m ² (yd ²)	8.4 (10)	9.8 (11.8)
Surface utilization	m ³ /m ² (yd ³ /yd ²)	1.45 (1.58)	1.56 (1.70)
Particle size up to	mm (in)	300 (11.8)	300 (11.8)
Clearance height	mm (ft)	2,600 (8.5)	2,700 (8.9)
Turning capacity up to*	m ³ /h (yd ³ /h)	4,500 (5,900)	5,000 (6,600)
Rotor speed	1/min (rpm)	0 - 220	0 - 220
Rotor diameter	mm (in)	1,400 (55.1)	1,400 (55.1)

Working dimensions

Length	mm (ft)	4,600 (15.1)	4,600 (15.1)
Width	mm (ft)	5,800 (19)	6,300 (20.7)
Height incl. cabin	mm (ft)	4,650 (15.2)	4,800 (15.7)
Height	mm (ft)	3,400 (11.1)	3,400 (11.1)

*material dependent



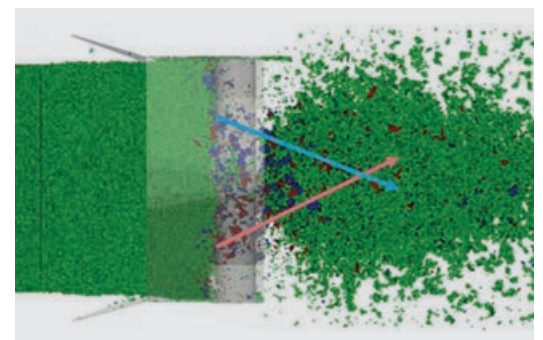


Rotor

Proven technology rethought.

With the latest rotor generation, we offer unprecedented advantages and a significant increase in performance. Extensive field tests accompanied by lab analyses and computer simulations led to an innovative rotor design.

- ⊕ Loose and voluminous windrow formation. Resulting in increased pore volume.
- ⊕ Rotor rotation speed reduced by up to 30%. Resulting in less material shredding.
- ⊕ Extended service life thanks to dual-use rotor tools
- ⊕ Reduction of consumption and wear costs by up to 25%.



Operating Concept

Turning couldn't be easier

Select a pre-installed operating program or create your own application-specific sequences and our turners will turn the windrow completely automatically without any further intervention by the operator.

Everything under control

The smart operating unit provides system information such as pressures, temperatures, various performance data and much more. It also offers the option of creating individual data fields. This allows customized intervals or service lives for wear parts to be freely defined and documented. The crystal-clear display also provides live images of the turner. This ensures that the operator has everything under control at all times.

Improved safety

Thanks to the remote control and semi-autonomous operation of our compost turners, the operator no longer has to enter areas with high emissions. This significantly increases the health and safety of employees. A complex protective ventilation system is no longer required. Reducing investment and maintenance costs.

Intuitive and user-friendly

The control of our compost turners is intuitive and user-friendly. Making them easy to learn.



Options

Quick-change lead battery



A quick-change battery offers the possibility of carbon-neutral charging at any time via a solar power system or other renewable energy sources while the eTurner is working.



Irrigation system




Our high-performance irrigation system ensures balanced moisture management during the rotting process. The necessary parameters can be preset using our operating concept.



Push-on bar




The push-on bar ensures that all parts of the windrow are reliably turned.



Concentrate spraying system



With the help of the concentrate injection system, biological-chemical processes can be optimized and odour emissions minimized.



Applications



Composting

In windrow composting, our turners ensure optimum decomposition. The patented rotor mixes the different materials homogeneously and creates a loose pile. Our irrigation system enables the moisture content in the windrow to be adapted. This optimizes the process.



Heavy, abrasive material

Whether for drying dredged material, processing contaminated soil or mixing ores, no job is too demanding for the eTurners and JT-series compost turners. Thanks to their robust design, powerful drives and wear-resistant tools, they can handle even the toughest tasks.



Closed buildings or harmful environments

Our turners do not require a pressurized cabin with complex protective ventilation and the operator can monitor the process from a safe distance. Therefore, operating them in closed halls, with harmful ambient air or at very high ambient temperatures does not pose a challenge.

Service



Service is one of the most important aspects when purchasing a compost turner. Our customers can count on many partners and service stations at national and international level to provide extremely fast, reliable and effective support. These partners are duly trained and authorized, as well as equipped with maintenance, wear and spare parts. This maximizes the availability of the turners.



Using our control unit, all machine parameters and information relating to maintenance and the scope of maintenance are recorded. All work performed can be digitally logged and viewed with the corresponding history. This creates a complete life cycle file for the machine.



Error messages are also displayed and diagnostics executed.



Time counters for wear parts can be set up to provide a transparent overview of their service life.



JT RecTec GmbH
Haberstraße 42 | 42551 Velbert | Germany
info@jt-rectec.com | www.jt-rectec.com

All information, descriptions and illustrations are subject to technical changes in the interest of further development.
Illustrations may contain options that are not part of the series.

